


# NEWSLETTER



## Third Grade Teachers and Emails

Ms. Katsoulos (202)  
epkatsoulos@cps.edu

Mrs. Paparodopoulos (201)  
mpaparodopoulos@cps.edu

Mr. King (204)  
jtking3@cps.edu

Ms. Aguilar (201)  
jaguilar122@cps.edu

Mrs. Lambe-Herman  
cslambeherma@cps.edu

Ms. Garrison  
dgarrison1@cps.edu

If you have any questions or concerns, please do not hesitate to email us!

### Notes

This week is Spirit Week! Every day this week will have a different fun theme for the students. Monday is pajama day, Tuesday is super hero day, Wednesday is weird hair day, Thursday is sports jersey day, and Friday is country-western day. In addition, on Friday the third and fourth graders will have a special Halloween dance party in the gym! We are requesting that each student bring \$1 for the dance, which will go towards the eighth graders' trip to Washington D.C. this year. Thanks!

Next Monday will be our Halloween parade at 8:45AM. We will have a normal class schedule aside from the parade, and we ask that everyone please refrain from sending any candy on that day, thanks in advance!

### **Third Grade Website**

<http://watersschoolthirdgrade.weebly.com>

**Social Studies**

This week in Social Studies we will discuss how the first communities shared the struggles of meeting basic needs, such as food and shelter. We will also begin Lesson 2: A New Country. Students begin to learn how the United States of America was formed.

**Math**

This week in math we are concluding our unit on addition and subtraction strategies, and moving on to Unit 3 in our Trailblazers curriculum, which focuses on the conceptual ideas behind multiplication. In this unit, we are learning about WHY multiplication works through arrays, illustrations, stories, and manipulatives.

**Science**

Last week we passed out the packet for the Science Fair. This Friday, we'll be looking at students' questions and hypotheses. We'll also be learning about the link between sound and vibration, and how the strength of vibrations affect volume.

**Language Arts**

This week most students will continue Lesson 4 of our *Storytown* curriculum. The robust vocabulary words that students are continuing to practice in Lesson 4 are *talented, apply, research, invention, hinder, disappointed, persevere, confidence, ambitious, attain*. The story we are reading for this lesson is *Ellen Ochoa, Astronaut*, an example of the biography nonfiction genre. The lesson test will be this Friday, October 28th. The language arts homework this week (and every week) will be a reading log for your child. Please take the time to initial it every day. We expect students to be reading at least 20 minutes every night.

We will distribute our spelling sorts this week, and there will be a spelling test on Friday.

**Writing**

This week in Writing Workshop we will continue working on our unit of study on personal narrative writing. This week students will begin working on publishing a second piece. Students will focus on balancing the types of details they add to their writing, including dialogue, actions, thoughts, and details about the setting.

## Language Arts Homework Week of 10/24/16

*For their language arts homework this week, students are to read a MINIMUM of 20 minutes a night in a best-fit book of their choice. Please initial or sign to show that students have read the requisite amount of minutes.*

| Day       | Name of Book(s) | Student Initials | Parent Signature |
|-----------|-----------------|------------------|------------------|
| Monday    |                 |                  |                  |
| Tuesday   |                 |                  |                  |
| Wednesday |                 |                  |                  |
| Thursday  |                 |                  |                  |

Words Their Way (W.T.W.) Spelling Activities Menu  
Week of 10/24/16

Students will be given their sorts on Monday. They are to cut out their words and put them in a plastic bag so they can do their sorting activities throughout the week at home.

*Monday Night*

**Speed Sorts:** Sort your words according to the categories on the top of the Word Sort sheet and time yourself sorting them (using a clock, a stopwatch, or a stopwatch app on a phone). Try at least three different times, and make sure to mix them up before each try. Write down your best time below!

BEST SORTING TIME: \_\_\_\_\_

*Tuesday Night*

**Open Sort:** Sort your words in a new and different way than the categories that were given on the sheet. Here are some example categories you may use: Number of syllables, plural and singular, ending letter, double letters, parts of speech, compound or singular words, number of letters, alphabetical order, ending (ing, ed, es...), prefixes/suffixes, etc. Or, try to make up and find your own categories! Make up at least three categories to sort your words by, and write them down below.

Your categories: \_\_\_\_\_  
\_\_\_\_\_  
\_\_\_\_\_

*Wednesday Night*

**Blind Sort**

For this activity, you need to work with a partner (a parent, grandparent, brother, sister, Aunt, Uncle, etc). You will write your pre-made categories at the top of the paper that follows, and your partner will call out a random word from your sort (have them call 10 random words). Without looking at the word, write it in the correct category. Try to visualize the word and how it is spelled according to its pattern.

*Thursday Night*

**Write Sentences** Choose ten words from your sort and write a sentence for each word. Your sentences should prove that you understand what the word means! Write the sentences on the next page.

Words Their Way (W.T.W.) Spelling Activities Menu  
Week of 10/24/16

| CATEGORY | CATEGORY | Blind Sort<br>CATEGORY | CATEGORY | CATEGORY |
|----------|----------|------------------------|----------|----------|
| _____    | _____    | _____                  | _____    | _____    |

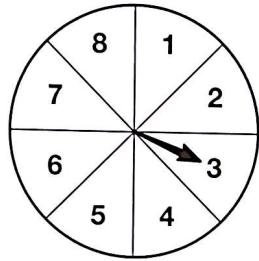
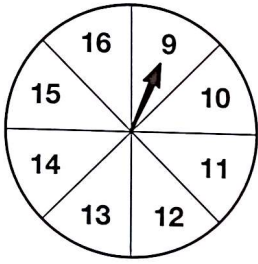
Spelling Sentences

1. \_\_\_\_\_
2. \_\_\_\_\_
3. \_\_\_\_\_
4. \_\_\_\_\_
5. \_\_\_\_\_
6. \_\_\_\_\_
7. \_\_\_\_\_
8. \_\_\_\_\_
9. \_\_\_\_\_
10. \_\_\_\_\_

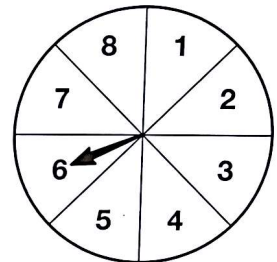
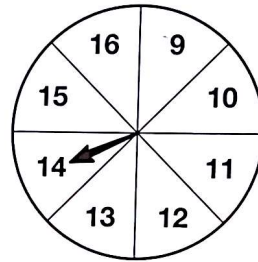
# What Is the Difference?

## Homework

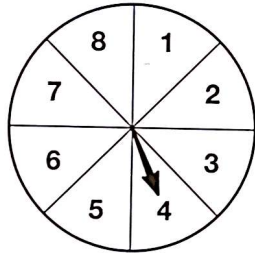
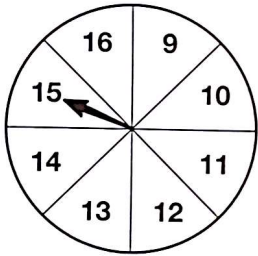
Carla and Nisha used two different spinners to make subtraction number sentences. Write a subtraction number sentence for each of their spins.



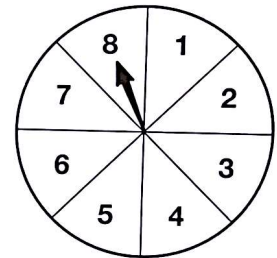
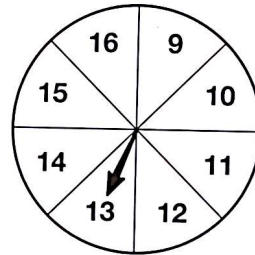
1. \_\_\_\_\_



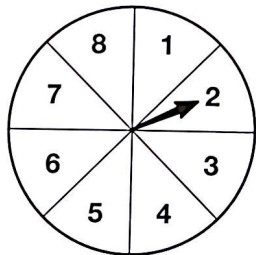
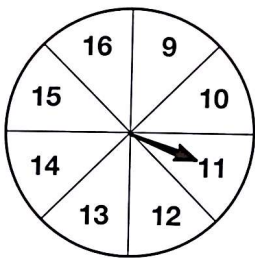
2. \_\_\_\_\_



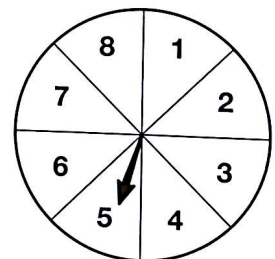
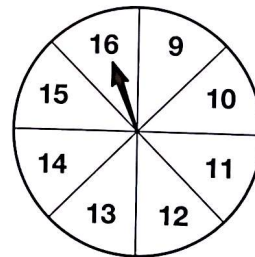
3. \_\_\_\_\_



4. \_\_\_\_\_



5. \_\_\_\_\_



6. \_\_\_\_\_

7. Look at the numbers on the spinners in Question 6. Will you ever be able to spin a number sentence that will have a difference of zero? Show or tell how you know.

# SKIP COUNTING SONGS

3's Song (tune of "Jingle Bells") <https://youtu.be/PniGUUtF6eU>

3, 6, 9  
12, 15 18, 21  
24, & 27  
30 and we're done!

4's Song (tune of "Happy Birthday")

4, 8, 12, 16  
20, 24, 28  
32, & 36  
Skipping numbers is just great!

6's Song (tune "She'll Be Comin' Round the Mountain")

6, 12, 18, 24, & 30 Yeehaw!  
36, & 42, & 48 Yeehaw!  
54, & 60 Countin' by six is really nifty.  
It will help us when we multiply by six. Yehaw!

7's Song (tune of "For He's a Jolly Good Fellow")

7, 14, 21, 28  
35, 42, 49  
56, 63, & 70— 77, & 84

8's Song (tune of "ABC / Twinkle Twinkle")

Come and sing a song of eights!  
8, 16, & 24  
32, & 40  
48, & 56 64, & 72  
80, 88, 96

9's Song (tune "We Wish You a Merry Christmas")

9, 18, & 27  
36, & 45  
54, & 63  
72, 81 90,  
& 99 & 1-0-8  
We know all of our nines. Now isn't that great!

12's Song (tune of "Lone Ranger") - [https://www.youtube.com/watch?v=1zJlxV9B\\_W0](https://www.youtube.com/watch?v=1zJlxV9B_W0)

12, 24, 36, & 48  
60, 72, & 84  
96, 1-0-8, 120  
132, & 144